

HAIR TRANSPLANT 360



VOLUME 4

HAIR TRANSPLANT 360

Follicular Unit Extraction (FUE)

EDITORS

SAMUEL M LAM
KENNETH L WILLIAMS JR



JAYPEE *The Health Sciences Publisher*

Philadelphia | New Delhi | London | Panama



Jaypee Brothers Medical Publishers (P) Ltd

Headquarters

Jaypee Brothers Medical Publishers (P) Ltd.
4838/24, Ansari Road, Daryaganj
New Delhi 110 002, India
Phone: +91-11-43574357
Fax: +91-11-43574314
E-mail: jaypee@jaypeebrothers.com

Overseas Offices

J.P. Medical Ltd.
83, Victoria Street, London
SW1H 0HW (UK)
Phone: +44-20 3170 8910
Fax: +44(0)20 3008 6180
E-mail: info@jpmedpub.com

Jaypee-Highlights Medical Publishers Inc.
City of Knowledge, Bld. 237, Clayton
Panama City, Panama
Phone: +1 507-301-0496
Fax: +1 507-301-0499
E-mail: cservice@jphmedical.com

Jaypee Medical Inc.
The Bourse
111 South Independence Mall East
Suite 835, Philadelphia, PA 19106, USA
Phone: +1 267-519-9789
E-mail: jpmed.us@gmail.com

Jaypee Brothers Medical Publishers (P) Ltd.
17/1-B, Babar Road, Block-B, Shaymali
Mohammadpur, Dhaka-1207
Bangladesh
Mobile: +08801912003485
E-mail: jaypeedhaka@gmail.com

Jaypee Brothers Medical Publishers (P) Ltd.
Bhotahity, Kathmandu, Nepal
Phone: +977-9741283608
E-mail: kathmandu@jaypeebrothers.com

Website: www.jaypeebrothers.com
Website: www.jaypeedigital.com

© 2016, Jaypee Brothers Medical Publishers

The views and opinions expressed in this book are solely those of the original contributor(s)/author(s) and do not necessarily represent those of editor(s) of the book.

All rights reserved. No part of this publication may be reproduced, stored or transmitted in any form or by any means, electronic, mechanical, photocopying, recording or otherwise, without the prior permission in writing of the publishers.

All brand names and product names used in this book are trade names, service marks, trademarks or registered trademarks of their respective owners. The publisher is not associated with any product or vendor mentioned in this book.

Medical knowledge and practice change constantly. This book is designed to provide accurate, authoritative information about the subject matter in question. However, readers are advised to check the most current information available on procedures included and check information from the manufacturer of each product to be administered, to verify the recommended dose, formula, method and duration of administration, adverse effects and contraindications. It is the responsibility of the practitioner to take all appropriate safety precautions. Neither the publisher nor the author(s)/editor(s) assume any liability for any injury and/or damage to persons or property arising from or related to use of material in this book.

This book is sold on the understanding that the publisher is not engaged in providing professional medical services. If such advice or services are required, the services of a competent medical professional should be sought.

Every effort has been made where necessary to contact holders of copyright to obtain permission to reproduce copyright material. If any have been inadvertently overlooked, the publisher will be pleased to make the necessary arrangements at the first opportunity.

Inquiries for bulk sales may be solicited at: jaypee@jaypeebrothers.com

Hair Transplant 360: Follicular Unit Extraction (FUE), Volume 4

First Edition: 2016

ISBN: 978-93-5250-036-9

Printed at



About the Cover

The circular design on this cover is an *enso*, a Japanese word that means “circle” and carries the meaning of enlightenment, strength, elegance, and the universe. It has multiple, layered meanings. First, it is a symbol of the 360 concept in that this book and the entire series are meant to be very comprehensive in scope on the subject of hair restoration. Second, the circle signifies partnership that is needed to complete any worthy task, like the teamwork of physician and assistant or in this book’s case the strength




of two editors with unique sets of talents. Finally, the incomplete circle suggests that we all work on hair transplant or any subject about which we are passionate in an ever-improving journey, as mastery is an elusive and receding asymptote. Japanese Zen masters contend that the character of the artist is revealed through his interpretation of the *enso*, with artists who paint the *enso* on a daily basis as part of their spiritual journey.

My mission in life is not merely to survive, but to thrive; and to do so with some passion, some compassion, some humor, and some style.

Maya Angelou

Every great dream begins with a dreamer. Always remember, you have within you the strength, the patience, and the passion to reach for the stars to change the world.

Harriet Tubman



Dedication

To my dearest family whom I love and cherish every day, Carol, Richard, Vina, Matt, Celia, Gavin, Meredith, David, John, Denise, Bailey, Bryn, Cooper, Nora, Elsinore, Masako, Rick, Aya, and Kumo.

Samuel M Lam

To my parents, wife, and children, because of my love of country, God, and desire to cultivate virtue and charity amongst my fellow human beings.

Kenneth L Williams Jr

In Support of the Cicatricial Alopecia Research Foundation

This textbook is dedicated to our patients who have experienced hair loss because as hair-restoration surgeons we understand all too well the emotional and painful embarrassment of hair loss that our patients undergo. When we began this journey to share the collective experiences of international experts in FUE, we never believed financial remuneration should be personally received but instead should be shared with the hair-loss community. As the two editors, we are so pleased to dedicate all proceeds from this textbook to the Cicatricial Alopecia Research Foundation (CARF).

Cicatricial Alopecia Research Foundation (CARF) is the world's only voice for patients with cicatricial alopecia. They provide education and patient support, increased public knowledge, and advance and encourage research for patients suffering from this serious hair disorder. CARF has patients in 91 countries worldwide and is unlimited in their capacity of helping those with this hair-loss disorder. To the leaders of this organization we honor you.

Samuel M Lam
Kenneth L Williams Jr



Foreword

Is this the era of FUE? ISHRS physician surveys still place strip-excision procedures above follicular unit extraction as the most common hair-restoration procedure performed. These surveys, however, say FUE is gaining in popularity and that fact is very obvious to me. I have seen many changes over my 38 years of private hair-restoration practice. I have observed many surgical techniques come and go, but I believe we are witnessing another change happening right now before our eyes. The overriding feature of every transformation in medicine and surgery has been the patient benefits the most and that's what drives the change. FUE leaves less evidence of surgery. Yes, that is true with a brief momentary look. If all the round scars are measured end-to-end, however, they would add up to more surface area than the strip scar. The tiny punctate scars are less visible, though, and that's what the patients observe and the reason they choose to have FUE.



A few decades ago, in a noble attempt to help hair surgeons, I tried modifying scalp reductions with other doctors who were interested in these procedures in an effort to avoid criticisms that would be directed at them. In reality, however, the time for the demise of scalp reductions had come and we were only re-arranging the deck chairs on the Titanic.

Hair-restoration is a dignified cosmetic and scientific discipline. We enter this specialty because we care about our patients and outcomes. There are pros and cons for both strip and FUE donor-harvesting techniques, and it is our responsibility to properly inform our patients about the differences in the two harvesting procedures. Other arguments that must be considered by all hair surgeons and that cause me trepidation are the possibility of follicular transection, wandering into the "less permanent" zone of the donor area, and the lack of fatty tissue around the grafts as we place them into the patient's scalp. Further, the hair must be styled very short to undertake the FUE procedure. One by one all of these concerns are resolved or addressed in this world-class surgical hair textbook, as is witnessed by the outstanding contributions by FUE experts from around the globe. They answer the questions and mystery of FUE such as how can surgical hair restorations become less surgical or invasive? How convenient is FUE for the patient, and how minimal is the discomfort and the downtime? In a few words, the patient benefits and everyone wins once again.

A first-class surgical text that is dedicated solely to the FUE harvesting method is timely indeed. A lot has been written about FUE and those hungry for information may have found most of their needs by hard work and effort. Between the front and back cover of this book, however, is a plethora of facts and information about this new and upcoming donor-harvesting method. Quite simply, this textbook is the A to Z of FUE. Congratulations to Drs Lam and Williams and all the co-authors for putting it all together in a concise and readable manner. All hair-restoration surgeons offering FUE should have this text in their office.

Mario Marzola MD
Norwood, South Australia

A handwritten signature in blue ink, appearing to read 'Mario Marzola'.



Preface

This textbook represents the end of a two-year project and the culmination of a multiyear effort to complete the four volumes in this book series. When editing Volume 3 of this series, I endeavored to have FUE incorporated into that book but I came to recognize that this subject truly demanded a volume unto itself. This book stands as the only major textbook ever written on FUE and is the product of worldwide talent and labor. I would like to thank in particular my co-editor, Kenneth L Williams Jr, for his unwavering and diligent work that seemed to possess no bounds or limits. Without him, this book would never have been completed or bear the imprint of high quality that he so selflessly brought to the venture. The section editors, Vance and Emina, and the many authors have contributed their energy and expertise to advance our field I believe in a durable and substantive degree.

FUE represents the fastest growing segment in the hair-restoration field and has faced considerable controversy in terms of ethics, terminology, techniques, quality, and patient candidacy. This book does not resolve these controversies entirely but hopefully attempts to provide practical insight into overcoming the shortcomings of this technique and to celebrate the benefits of this methodology. The focus of this book series has always been on the pragmatic and clinical nature of hair transplantation, eschewing theoretical and arcane information. Accordingly, I have asked my authors and editors to include unapologetic bias and to write in a highly personal tone to convey what has worked or failed to work for that particular practitioner. With that objective in mind, I hope that this book will service the readership to improve patients' lives in meaningful ways rather than stand as a mere object of academic curiosity. I applaud all the many contributors for their pioneering work in this field and also exhort the reader of this book to improve one's skills everyday to achieve better aesthetic and technical outcomes for our most deserving patients.

Samuel M Lam
Dallas, Texas, USA



Preface

Since recorded history, hair loss as a medical disorder has impacted millions of men and women worldwide. Advances in the art and science of hair-restoration are a result of the dedication by academic-based researchers and physicians. Prior to World War II, Japanese physicians began transplanting hair-bearing grafts with success using large 4-mm circular sharp punches. Unfortunately due to the war, the medical literature did not reflect the initial efforts of these early pioneers in hair surgery. What is considered modern-day hair surgery began with Norman Orentreich's classic publication in 1959 in the *Annals of New York Academy of Sciences* using 4-mm circular sharp punches. Unfortunately, aesthetic results could not always be reproduced with large circular punches.

Hair surgery has come a full 360° from Orentreich's original punch-grafting technique. Various hair surgical restoration techniques such as alopecia reduction, flaps, mini-micro grafting, and strip have followed. Of all the harvesting techniques, strip excision with stereo microscopes and follicular unit extraction (FUE) remain as the two most often used hair-restoration harvesting methods. Unlike our Japanese predecessors and their punch grafting methods using large sharp circular punches, state-of-the-art FUE consists of using considerably smaller circular punches and has demonstrated consistent, favorable cosmetic outcomes.

I love history because if we do not learn from our past mistakes, we are bound to repeat them. In reviewing journals such as the *Hair Transplant Forum International* immediately after Bernstein and Rassman's sentinel manuscript in 2002, I found numerous unpleasant references and descriptions of FUE. In retrospect during the past decade when FUE was in its infancy, there was considerable peer pressure against adopting FUE donor harvesting with smaller circular punches. Numerous statements in the literature abound describing FUE as a "magic trick", "follicular homicide", and even a thought-provoking warning predicting "FUE represents a major step backwards from progress...a road that should not be taken".

I am eternally grateful for the efforts of FUE visionaries and pioneers such as John Cole, James A Harris, Robert H True, Brad Wolf, Paul Rose, and Jose Lorenzo just to name a few, who were not sidetracked from advancing FUE during this time period when it was unpopular. Without their collective efforts, FUE would not be considered today as standard of care and as a state-of-the-art donor-harvesting technique.

The purpose of this hair-restoration textbook is to deliver "state-of-the-art" material from international teachers and thought leaders of FUE. *Hair Restoration 360, Volume Four* represents the tireless efforts of authorities and pioneers in FUE. I am so thankful and grateful for the opportunity to have a role in the preparation of this textbook. I want to acknowledge my mentor, colleague, and dear friend, Sam Lam, who asked if I would assist him on completing his fourth medical textbook in the *Hair Restoration 360* series. After much determination and labor, we were able to bring the experience and knowledge of numerous international experts on FUE hair-restoration that is now documented within this medical textbook. I want to thank each and everyone of our chapter authors for their hard work and dedication.

Allow me to finally acknowledge my dear wife, Janet, who has been so supportive of my editing labors and the numerous workshops I attended either as a student or faculty over the last several years. She is amazing and I am so blessed to have her as my wife.

Kenneth L Williams Jr
Irvine, California, USA



Acknowledgments

A book of this size and scope is never a solitary project but a collective effort from many individuals whose unique talents reach both profoundly and broadly. We would like to sincerely thank the dedicated section editors and authors who have committed their substantial personal time to making this book a reality that you now hold in your hands. The vision was initially shaped on October 23, 2013, at the 21st Annual Meeting of the International Society of Hair Restoration Surgery held in San Francisco, California. That first, late-night meeting forged the foundation of the book and spurred us to work tirelessly until its completion. We would also like to thank the publisher Jaypee Brothers Medical Publishers (P) Ltd for their undying commitment to this extended book project and not only supporting the vision but also allowing complete artistic freedom in the design and execution of these books. The content is king but the design and presentation of that content allows the content to flourish, to be relished, and to nourish the soul. Specifically, we would like to thank Mr Jitendar P Vij (Group Chairman), Mr Ankit Vij (Group President), Ms Chetna Malhotra Vohra (Associate Director), Ms Sheetal Arora Kapoor (Development Editor), and the production team of Jaypee Brothers Medical Publishers (P) Ltd, New Delhi, India.

Samuel M Lam

Kenneth L Williams Jr








Contents

SECTION I: FUE BASICS 360

1





Section Editor: *vance elliot*

1. History of FUE: A Retrospective *James A Harris* 5
2. FUE Terminology *Parsa Mohebi* 15
3. Skin Properties and Anatomy *Michael Beehner* 37
4. The Physics of Follicular Unit Extraction *Georgios Zontos*  45
5. Punch Characteristics *Kenneth L Williams Jr* 69
6. Scalp Anesthesia and Hemostasis for FUE *Vance Elliott*  83
7. Ergonomics in FUE Donor Harvesting *Kenneth L Williams Jr* 99
8. FUE Donor Evaluation and Surgical Planning *Scott A Boden*  109
9. Strip versus FUE Considerations *Robert H True* 121
10. Improving Graft Survival: Extraction Techniques and Transection Management *Jean Devroye*  133
11. Improving Graft Survival: Graft Placement and the Use of Implanters *Tina Lardner*  151
12. Surgical Flow and Set-up for FUE Transplant Cases *Emina Karamanovski Vance* 165
13. Starting an FUE Practice *Kenneth L Williams Jr* 187

SECTION II: FUE METHODS 360

207






Section Editor: *kenneth l williams jr*

14. Manual FUE *Jose Lorenzo*  211
15. Motorized FUE with Blunt Punch *William D Yates*  227
16. Motorized FUE with Sharp Punch *Scott A Boden, Kenneth L Williams Jr*  241
17. Suction-Assisted FUE *Michael Voris*  299
18. Automated FUE *James A Harris*  309

SECTION III: FUE SPECIALIZED TOPICS 360

327

Section Editor: *emina karamanovski vance*

19. FUE Complications and Difficult Situations *Jose Lorenzo* 331
20. FUE in Patients of African Descent: Pearls and Pitfalls *William D Yates* 343
21. Regenerative Medicine Techniques *Robert P Niedbalski*  367
22. Combined Strip and FUE Technique *Márcio Crisóstomo*  383
23. FUE from the Beard and Body *Robert H True*  417
24. Avoiding Disastrous Outcomes in FUE Practice *Tejinder Bhatti, Kenneth L Williams Jr*  435
25. Puloscopy *Carlos K Wesley*  453

Index 465



Video Contents

VIDEO 1

Chapter 4: The Physics of Follicular Unit Extraction by *Georgios Zontos*

VIDEO 2

Chapter 6: Scalp Anesthesia and Hemostasis for FUE by *Kenneth L Williams*

VIDEO 3

Chapter 8: FUE Donor Evaluation and Surgical Planning by *Scott A Boden*

VIDEO 4

Chapter 10: Improving Graft Survival: Extraction Techniques and Transection Management by *Jean Devroye*

VIDEO 5

Chapter 11: Improving Graft Survival: Graft Placement and the Use of Implanters by *Tina Lardner*

VIDEO 6

Chapter 14: Manual FUE by *Georgios Zontos*

VIDEOS 7 AND 8

Chapter 15: Motorized FUE with Blunt Punch by *James Harris*

VIDEOS 9 AND 10

Chapter 16: Motorized FUE with Sharp Punch by *Scott A Boden, Kenneth L Williams Jr*

VIDEO 11

Chapter 17: Suction-Assisted FUE by *Kenneth L Williams*

VIDEO 12

Chapter 18: Automated FUE by *James A Harris*

VIDEOS 13 AND 14

Chapter 21: Regenerative Medicine Techniques by *Robert P Niedbalski*

VIDEO 15

Chapter 22: Combined Strip and FUE Technique by *Márcio Crisóstomo*

VIDEO 16

Chapter 23: FUE from the Beard and Body by *Robert H True*

VIDEO 17

Chapter 24: Avoiding Disastrous Outcomes in FUE Practice by *Tejinder Bhatti*

VIDEO 18

Chapter 25: Piloscopy by *Carlos K Wesley*

Contributors

Tejinder Bhatti MS MCh
Director
Darling Buds Hair Transplant Clinic
Chandigarh, India

Michael Beehner MD
Medical Director
Saratoga Hair Transplant Center
Saratoga Springs, New York, USA

Scott A Boden MD
Medical Director, Hair Restoration
Center of Connecticut
Wethersfield, Connecticut, USA

Márcio Crisóstomo MD MS
Medical Director
Márcio Crisóstomo
Institute of Hair Medicine
Fortaleza, Brazil

Jean Devroye MD
Medical Director
HTS-Medical Center
Brussels, Belgium

Vance Elliott MD
Advanced Hair and Skin Surgery
Sherwood Park, Alberta, Canada

James A Harris MD
Director
Hair Sciences Center of Colorado
Greenwood Village, Colorado, USA

Emina Karamanovski Vance MD
Hair-Transplant Coordinator
Lam Institute for Hair Restoration
Plano, Texas, USA

Samuel M Lam MD
Director
Lam Institute for Hair Restoration
Plano, Texas, USA

Tina Lardner
Surgery Coordinator
Hair Sciences Center of Colorado
Greenwood Village, Colorado, USA

Jose Lorenzo MD
Medical Director
Injertocapilar
Madrid, Spain

Parsa Mohebi MD
Medical Director
Parsa Mohebi Hair Restoration
Los Angeles, California, USA

Robert P Niedbalski DO
Director
Northwest Hair Restoration Center
Tacoma, Washington, USA

Robert H True MD MPH
True & Dorin Medical
Group PC
New York, New York, USA

Michael Vories MD
Medical Director
Carolina Hair Surgery
Mount Pleasant, South Carolina, USA

Carlos K Wesley MD
Founder & CEO, Pilofocus
New York, New York, USA

Kenneth L Williams Jr DO
Director
Irvine Institute of Medicine and
Cosmetic Surgery/Orange
County Hair Restoration
Irvine, California, USA

William D Yates MD
Medical Director
Yates Hair Science Group
Vernon Hills, Illinois, USA

Georgios Zontos MD PhD
Scientific Associate and Researcher
at the Laboratory of Medical Physics
School of Medicine at the
University of Patras
Rio, Greece